

QIAGEN AllTaq Master Mix and PCR Core Kits

Simplify the way you amplify – One protocol for all templates with no optimization ever!

Overview

Procedure

Visual Pipetting Control

Stringent Hot Start

No PCR Optimization

Amplify up to 9 kb

Single Copy Detection

Ordering Information



Overview

Procedure

Visual Pipetting Control

Stringent Hot Start

No PCR Optimization

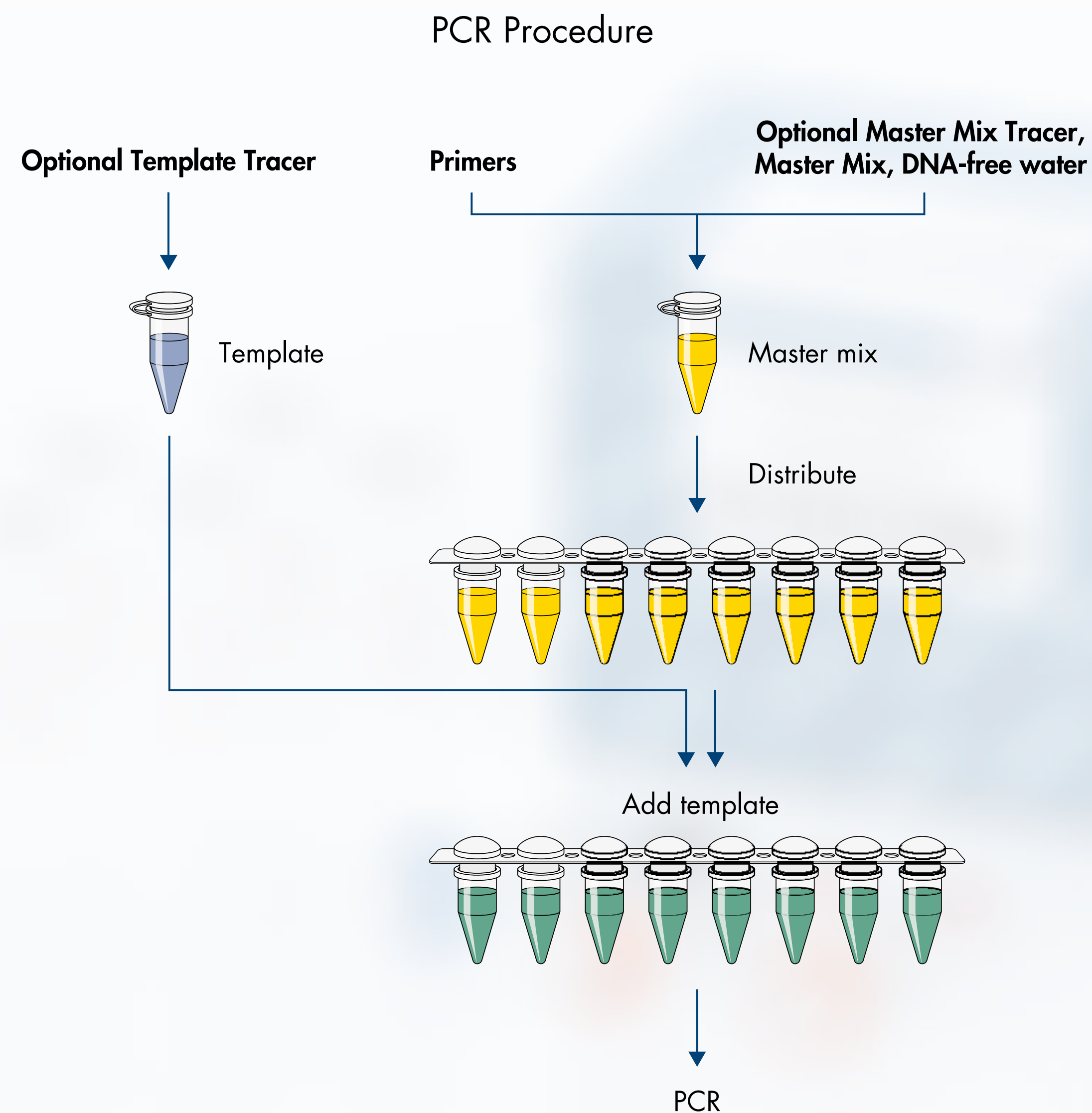
Amplify up to 9 kb

Single Copy Detection

Ordering Information

Procedure

Fast and easy PCR every time: 45 minute total run time



Download Quick-Start Protocol

The blue Template Tracer dye and the orange Master Mix Tracer dye turn green when combined – allowing tracking of pipetted samples.

Pipetting control prevents reaction setup errors

Overview

Procedure

Visual
Pipetting
Control

Stringent
Hot Start

No PCR
Optimization

Amplify
up to 9 kb

Single Copy
Detection

Ordering
Information



The dyes also serve as gel loading and tracking dyes.

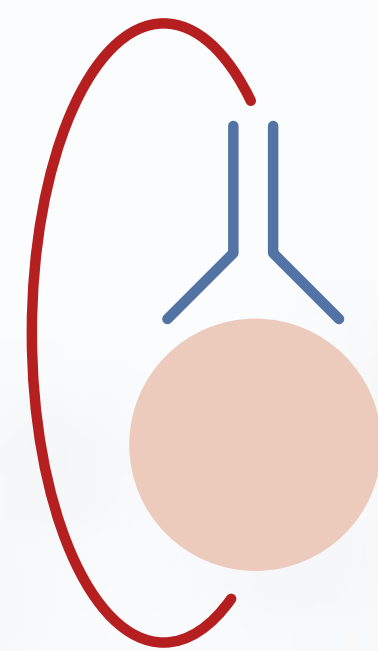


Simple color change verifies correct pipetting

| |
|--------------------------|
| Overview |
| Procedure |
| Visual Pipetting Control |
| Stringent Hot Start |
| No PCR Optimization |
| Amplify up to 9 kb |
| Single Copy Detection |
| Ordering Information |

True, room-temperature setup with guard-protected hot start





Inactive QuantiNova DNA Polymerase



Heat activation
2 min, 95°C

Active QuantiNova DNA Polymerase



-  QuantiNova DNA Polymerase
-  QuantiNova Antibody
-  QuantiNova Guard
-  DNA



Our stringent hot start prevents primer dimer formation and extension of non-specific products

No need to optimize reaction conditions – standard protocol fits all targets

Overview

Procedure

Visual Pipetting Control

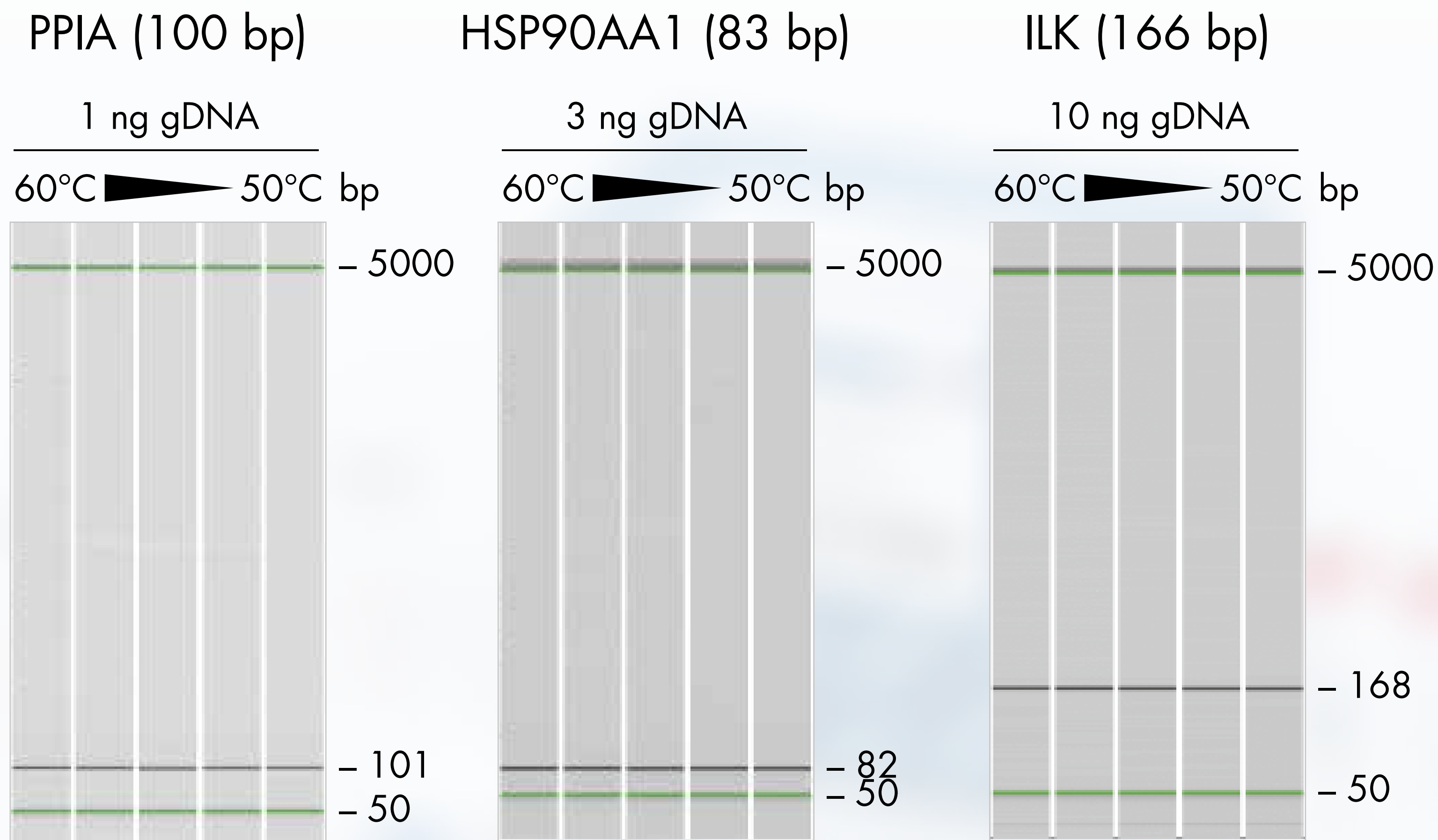
Stringent Hot Start

No PCR Optimization

Amplify up to 9 kb

Single Copy Detection

Ordering Information



Successful and specific amplification with varying templates, template amount and a 10°C annealing temperature range

Amplification of long PCR fragments – up to 9 kb!

Overview

Procedure

Visual Pipetting Control

Stringent Hot Start

No PCR Optimization

Amplify up to 9 kb

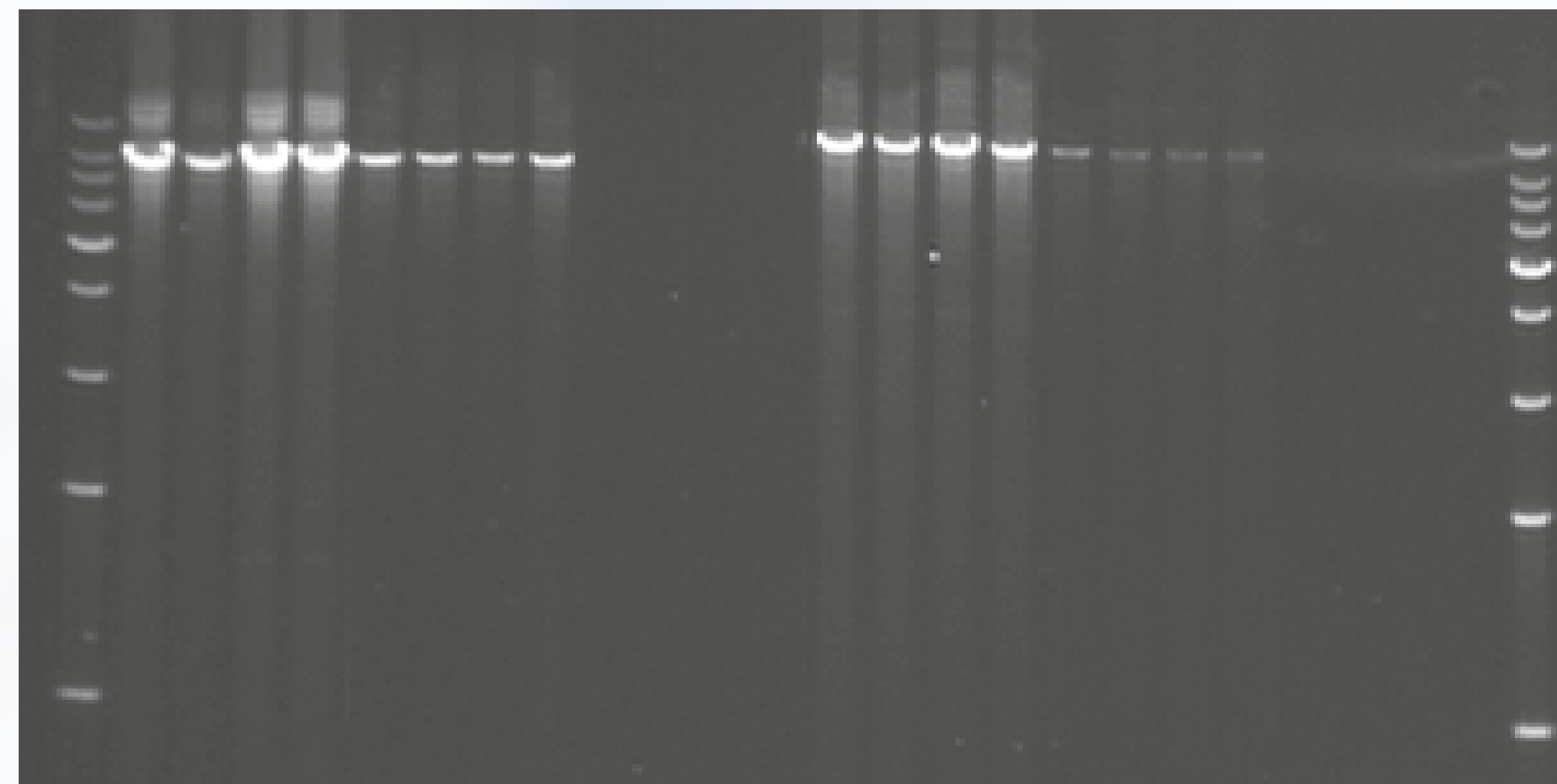
Single Copy Detection

Ordering Information

DDX31

300 ng 30 ng NTC 300 ng 30 ng NTC

7644 bp →



← 8932 bp



Reliably amplify long PCR fragments

- Overview
- Procedure
- Visual Pipetting Control
- Stringent Hot Start
- No PCR Optimization
- Amplify up to 9 kb

Sensitive single-copy detection



gDNA template was diluted to theoretical 1 copy for amplification of CFTR. 68 reactions were run with 42 positive reactions – highly consistent with the 43 positive reactions predicted theoretically, using Poisson’s equation.



Highly sensitive, single copy detection with AllTaq

Ordering Information

| | Product | Description | Cat. no. |
|--------------------------|---|--|----------|
| Overview | | | |
| Procedure | <u>AllTaq PCR Core Kit (250 U)</u> | 50 µl AllTaq Polymerase (5 U/µl), 1.2 ml AllTaq PCR Buffer (5x), 55 µl dNTP Mix (10 mM each), 200 µl Template Tracer (25x), 50 µl Master Mix Tracer (125x), 2 ml Q-Solution (5x), 1.2 ml MgCl ₂ (25 mM), 1.9 ml RNase-Free Water | 203123 |
| Visual Pipetting Control | <u>AllTaq PCR Core Kit (1000 U)</u> | 200 µl AllTaq Polymerase (5 U/µl), 2 x 1.2 ml AllTaq PCR Buffer (5x), 200 µl dNTP Mix (10 mM each), 200 µl Template Tracer (25x), 2 x 50 µl Master Mix Tracer (125x), 2 ml Q-Solution (5x), 1.2 ml MgCl ₂ (25 mM), 4 x 1.9 ml RNase-Free Water | 203125 |
| Stringent Hot Start | <u>AllTaq PCR Core Kit (5000 U)</u> | 5 x 200 µl AllTaq Polymerase (5 U/µl), 9 x 1.2 ml AllTaq PCR Buffer (5x), 5 x 200 µl dNTP Mix (10 mM each), 4 x 200 µl Template Tracer (25x), 9 x 50 µl Master Mix Tracer (125x), 5 x 2 ml Q-Solution (5x), 2 x 1.2 ml MgCl ₂ (25 mM), 16 x 1.9 ml RNase-Free Water | 203127 |
| No PCR Optimization | <u>AllTaq Master Mix Kit (500)</u> | For 500 x 20 µl PCR amplifications: 2 x 1.25 ml AllTaq Master Mix (4x), 1 x 200 µl Template Tracer (25x), 2 x 50 µl Master Mix Tracer (125x), 5 x 1.9 ml RNase-Free Water | 203144 |
| Amplify up to 9 kb | <u>AllTaq Master Mix Kit (2500)</u> | For 2500 x 20 µl PCR amplifications: 10 x 1.25 ml AllTaq Master Mix (4x), 5 x 200 µl Template Tracer (25x), 10 x 50 µl Master Mix Tracer (125x), 20 x 1.9 ml RNase-Free Water | 203146 |
| Single Copy Detection | | | |

For up-to-date licensing information and product-specific disclaimers, see the respective QIAGEN kit handbook or user manual. QIAGEN kit handbooks and user manuals are available at www.qiagen.com or can be requested from QIAGEN Technical Services or your local distributor.

Trademarks: QIAGEN®, Sample to Insight®, AllTaq® (QIAGEN Group).

© 2018 QIAGEN, all rights reserved.

Ordering www.qiagen.com/contact | Technical Support support.qiagen.com | Website www.qiagen.com

[Visit Webpage](#)

Ordering Information