



January 2023

QIAsymphony® DSP Circulating DNA Kit

Instructions for Use (Labware List)

Sample and eluate tubes/racks that can be used with the QIAsymphony DSP Circulating DNA Kit and QIAsymphony SP instrument (software version 5.0 and higher; labware package SOW-516-8)

Version 5



For In Vitro Diagnostic Use

For use with QIAsymphony DSP Circulating DNA Kit



937556



QIAGEN GmbH, QIAGEN Strasse 1, 40724 Hilden, Germany

R1

Labware List available electronically and can be found under the resource tab of the product page on www.qiagen.com

General information

The QIAasymphony DSP Circulating DNA Kit is intended for in vitro diagnostic use.

Important: Before using this Labware List, confirm that it is consistent with the labware package installed on your QIAasymphony system.

Legend



Recommended: These tubes are for use in combination with this protocol.



User-defined: User is responsible for defining and/or validating as the user deems appropriate.



Not recommended: These tubes are not for use in combination with this protocol.



Minimum sample volume (μL) required per sample per protocol (denoted by x)/clot detection possible.



Minimum sample volume (μL) required per sample per protocol (denoted by x)/clot detection not possible.

Note: Be aware that other tubes are available that can be used in combination with other QIAasymphony Kits, but are not recommended for any protocols that can be used with this kit.

“Sample” drawer, tube carrier

Note: Ensure that you remove swabs before using tubes on the QIAasymphony SP.

Supplier	Material	Example cat. no.	Name in touchscreen	Insert	Protocol		
					circDNA_1000_DSP_V1	circDNA_2000_DSP_V3	circDNA_4000_DSP_V3
BD*	14 mL Falcon® polystyrene round-bottom tube 17 x 100 mm	352051	BD#352051 FalconPP 17x100	No insert needed	1400 [†] /■	2400 [†] /■	4500 [†] /■
Sarstedt	2 mL Micro tube, PP, NON-SKIRTED	72.693	SAR#72.693 T2.0 Screw	03, 3B	1200 [†] /■		

* BD was the previous supplier of this tube, and Corning® Inc. is now the new supplier.

° Less sample volumes than listed result in “valid” flagging of samples with error code 140043 (**Enable Less Sample mode**). The Enable Less Sample mode has been designed to use all available liquid in combination with liquid-level detection and clot detection in case less volume than listed above has been detected during sample transfer (minimum volumes: 700 µL (Sarstedt 2 mL tube) and 900 µL (BD 14 mL tube) for circDNA 1000; 1.4 mL for circDNA 2000, 3.6 mL for circDNA 4000). The less pipetted volumes (difference to 1.0 mL, 2.0 mL, and 4.0 mL starting volume) are displayed in the result file for the affected samples.

† If less sample volume as required for the **Enable Less Sample** mode is available, samples will be flagged “invalid” (error code 140036 **MinPresenceHandling**). The parameter defines the sample volume that has to be detected by the QS instrument to start processing the sample. If less volume is detected, sample will be flagged invalid directly at the beginning of the run and the complete sample volume remains in the sample input tube for a potential repetition of the run after manual adjustment of the filling volume. “Not enough liquid available” is displayed in the result file for the affected samples.

“Sample” drawer, tube carrier (proteinase K) slot A

The QIAAsymphony DSP Circulating DNA Kit contains ready-to-use proteinase K solution.

Note: The tubes containing proteinase K are placed in a tube carrier. The tube containing the proteinase K must be placed preferentially on positions 1. When several tubes must be loaded, it must be placed on position 1, 2, and/or 3 in slot A of the “Sample” drawer.

Note: Preparation of proteinase K volume according to the number of samples is described in the corresponding protocol sheet.

Supplier	Material	Example cat. no.	Category	Name in touchscreen	Sample adapter	Protocol		
						circDNA_1000_DSP_V1	circDNA_2000_DSP_V3	circDNA_4000_DSP_V3
BD*	14 mL Falcon® polystyrene round-bottom tube 17 x 100 mm	352051	BD#352051 FalconPP 17x100	No insert needed	No adapter needed			

* BD was the previous supplier of this tube and Corning Inc. is now the new supplier.

“Eluate” drawer

						Protocol		
Supplier	Material	Example cat. no.	Category	Name in touchscreen	Adapter on Elution slots†	circDNA_1000_DSP_V1	circDNA_2000_DSP_V3	circDNA_4000_DSP_V3
QIAGEN	Elution Microtubes CL 96	19588	Deep Well	QIA#19588* EMTR	Elution Microtube Rack QS, 96-wells, cat. no. 9020730 (cooling slot 1)			
Eppendorf®	1.5 mL Eppendorf LoBind Snap Cap Safe-Lock tube	0030108.051	Tube, 1.5 mL	EP#0030108.051* T1.5 Snap Cap	Micro Tube Snap Cap, 24-wells, cat. no. 9020731 (cooling slot 1) †			
Sarstedt®	1.5 mL Micro tube, PP, NON-SKIRTED	72607	Tube, 1.5 mL Adapter V2	SAR#72.607* T1.5 Screw	Micro Tube Screw Cap QS, 24-wells, cat. no. 9020674 (cooling slot 1)			












* Indicates labware that can be cooled using a cooling adapter with bar code.





† Adapter not automatically transferable and useable on QIA Symphony AS.

For ordering information, visit www.qiagen.com.

Symbols

The following symbols appear in the instructions for use or on the packaging and labeling:

Symbol	Symbol definition
	Contains reagents sufficient for <N> reactions
	Use by
	This product fulfills the requirements of the European Regulation 2017/746 for in vitro diagnostic medical devices.
	In vitro diagnostic medical device
	Catalog number
	Lot number
	Material number (i.e., component labeling)
	Components
	Contains
	Number
	Global Trade Item Number
Rn	R is for revision of the Instructions for Use and n is the revision number

Symbol	Symbol definition
	Temperature limitation
	Manufacturer
	Consult instructions for use
	Warning/caution
PROTK	Proteinase K
WELL	Well number (i.e., reagent cartridge well)
REAG CART	Reagent cartridge
Sodium azide	Sodium azide
EtOH	Ethanol
UDI	Unique device identifier

Revision history

Revision	Description
R1, June 2022	Version 4, Revision 1 <ul style="list-style-type: none"><li data-bbox="804 507 1306 534">• Update to version 2 for compliance to IVDR<li data-bbox="804 552 1772 579">• Section "Sample" drawer, tube carrier: Note added for residual risk for use of FIX tubes
R1, January 2023	Version 5, Revision 1 <ul style="list-style-type: none"><li data-bbox="804 659 1598 686">• Update to add BioScript for 1 mL sample volume (circDNA_1000_DSP)<li data-bbox="804 703 1959 762">• Update of circDNA 2000 DSP and circDNA 4000 DSP to (a) remove FIX tubes and (b) adapt Enable Less Sample with "valid" flag and error code 140043

For up-to-date licensing information and product-specific disclaimers, see the respective QIAGEN® kit handbook or user manual. QIAGEN kit handbooks and user manuals are available at www.qiagen.com or can be requested from QIAGEN Technical Services or your local distributor.

Trademarks: QIAGEN®, Sample to Insight®, QIASymphony®, (QIAGEN Group); BD® (Becton, Dickinson and Company); Corning®, Falcon® (Corning, Inc.); Eppendorf® (Eppendorf AG); Sarstedt® (Sarstedt AG and Co.). Registered names, trademarks, etc. used in this document, even when not specifically marked as such, are not to be considered unprotected by law.

01/2023 HB-3034L02-001 © 2023 QIAGEN, all rights reserved.

This page intentionally left blank

This page intentionally left blank

