

# Ordering Information

IVD products	Contents	Cat. no.
PAXgene Blood RNA Tubes (100)	100 PAXgene Blood RNA Tubes	762165*
PAXgene Blood RNA Kit (50)	50 PAXgene Spin Columns, 50 PAXgene Shredder Spin Columns, Processing Tubes, RNase-Free DNase I, RNase-Free Reagents and Buffers. To be used in conjunction with PAXgene Blood RNA Tubes.	762164* (North America) 762174** (Other countries)
RUO products		
QIAasymphony PAXgene Blood RNA Kit (96)†	For 96 preps: 2 Reagent Cartridges, Enzyme Racks, Accessories and RNase-Free Buffers. To be used in conjunction with PAXgene Blood RNA Tubes.	762535
PAXgene 96 Blood RNA Kit (4)†	4 PAXgene 96 RNA Plates, 4 PAXgene 96 Filter Plates, Buffers, Proteinase K, RNase-free DNase Sets, AirPore Tape Sheets and Collection Vessels. To be used in conjunction with PAXgene Blood RNA Tubes.	762331
PAXgene Blood miRNA Kit (50)†	For 50 RNA preps: PAXgene Spin Columns, PAXgene Shredder Spin Columns, Processing Tubes, Microcentrifuge Tubes, RNase-Free DNase, RNase-free Reagents and Buffers. To be used in conjunction with PAXgene Blood RNA Tubes.	763134
Accessories		
BD Vacutainer® Blood Collection Sets		
BD Vacutainer Push Button Blood Collection Set	21G ¾ inch (0.8 x 19 mm) needle, 12 inch (305 mm) tubing with luer adapter, 50/box, 200/case	367344
BD Vacutainer Safety-Lok Blood Collection Set	21 G, ¾ inch (8.8 x 19 mm) needle, 12 inch (305 mm) tubing with luer adapter, 50/box, 200/case	367286 (CE) 367281 (US)
BD Vacutainer One-Use Holder	Case only for 14 mm and 16 mm diameter, 2000/case	364815
Discard Tubes		
BD Vacutainer Serum Tubes	13 x 75 mm x 4.0 mL draw with red BD Hemogard closure and paper label, 100/box, 1000/case	368975 (CE) 367812 (US)
BD Vacutainer EST Tube	13 x 75 mm 3.0 mL draw with clear BD Hemogard closure and see-through label. 100/box, 1000/case	362725 CE
BD Vacutainer No Additive (Z) Tube	13 x 75 mm 3.0 mL draw with clear BD Hemogard closure and paper label. 100/box, 1000/case	366703 US

\* The PAXgene Blood RNA Kit and Tube (CE-IVD) are now CE marked for In Vitro Diagnostic use according to the Regulation (EU) 2017/746 on In Vitro Diagnostic Medical Devices (IVDR).

\*\* Not available in all countries, please inquire

† For Research Use Only. Not for use in diagnostic procedures.

For up-to-date licensing information and product-specific disclaimers, see the respective PreAnalytiX or QIAGEN kit handbook or user manual. PreAnalytiX and QIAGEN kit handbooks and user manuals are available at [www.preanalytix.com](http://www.preanalytix.com) and [www.qiagen.com](http://www.qiagen.com) or can be requested from PreAnalytiX technical services.

Trademarks: PAXgene®, PreAnalytiX® (PreAnalytiX GmbH); Vacutainer® (BD); QIAGEN®, QIAcube®, QIAasymphony® (QIAGEN Group); Agilent® (Agilent Technologies, Inc.).

© 2023 PreAnalytiX GmbH. Unless otherwise noted, PreAnalytiX, the PreAnalytiX logo and all other trademarks are property of PreAnalytiX GmbH, Hombrechtikon, CH.

Better samples. More to eXplore.



Better samples. More to eXplore.

Discover more about the PAXgene Blood RNA System at: [www.preanalytix.com](http://www.preanalytix.com)

QPRO-5272 PROM-2416-003 BD-8247 10/2023





# PAXgene® Blood RNA

PAXgene Blood RNA System (IVD) for clinical use  
PAXgene Blood RNA and miRNA Purification Kits (RUO)  
for research use



 **PreAnalytiX**

A QIAGEN / BD Company

Explore more at [www.preanalytix.com](http://www.preanalytix.com)



# Situation

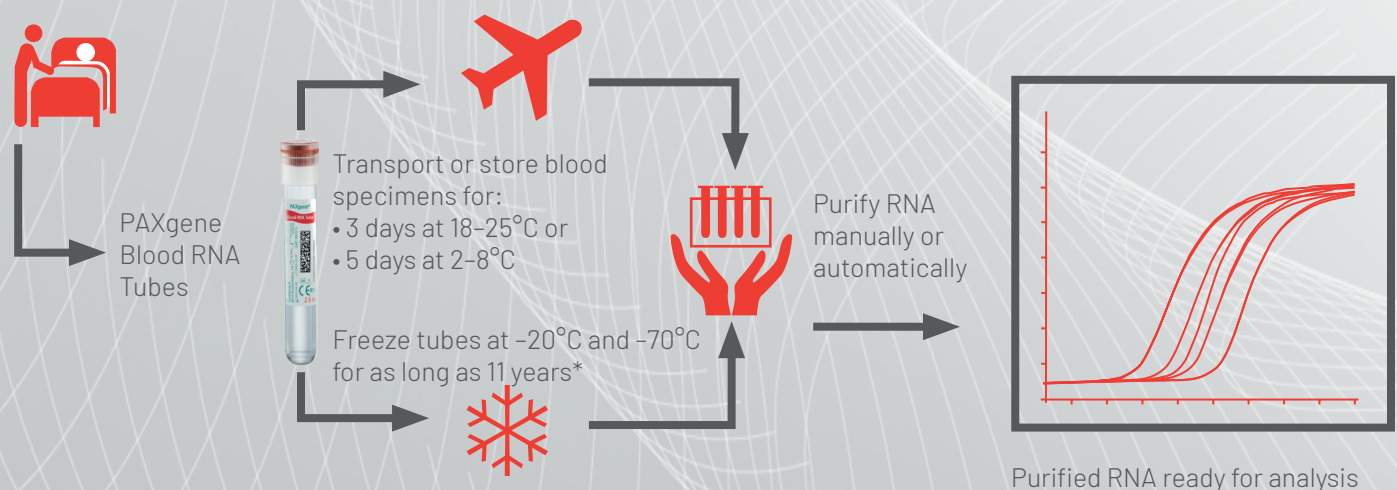
The composition, amount, quality and integrity of nucleic acids in whole blood specimens can change dramatically upon collection. For example, enzymatic activity causes degradation of nucleic acids, apoptosis leads to the release of genomic DNA from blood cells and ex vivo gene induction and downregulation can skew transcript profiles.

# Solution

The PAXgene Blood RNA and miRNA Systems consolidate and integrate the key steps of whole blood collection, intracellular RNA profile stabilization, sample storage and transportation and RNA purification. By minimizing the unpredictability associated with RNA processing, these systems generate high yields of quality intracellular RNA for enhanced accuracy of RNA analysis. Each system consists of the PAXgene Blood RNA Tube and different purification kits that accommodate analyte, throughput and automation needs. RNA purified from blood using the PAXgene Blood RNA and miRNA Systems is optimal for a range of downstream applications, including RT-PCR, quantitative real-time RT-PCR and cDNA synthesis.

## Transport and long-term storage of blood samples

Whether your blood specimens were in transport for a few days or frozen for as long as 11 years,\* the RNA test results will be unaffected.



\* Studies ongoing, see [www.preanalytix.com](http://www.preanalytix.com).





## One blood collection tube, many **RNA** purification options\*

PreAnalytiX offers a complete preanalytical solution from, blood collection to RNA purification, that enables RNA-based research and molecular studies. The RNA purification step can now be performed in a number of ways to meet your throughput and automation needs today and in the future.

- Manual or automated RNA purification (IVD)
- miRNA enrichment (RUO)

\* The PAXgene Blood RNA System is available for IVD use only when the PAXgene Blood RNA Tube (762165) is used in combination with the PAXgene Blood RNA Kit (762164 or 762174).

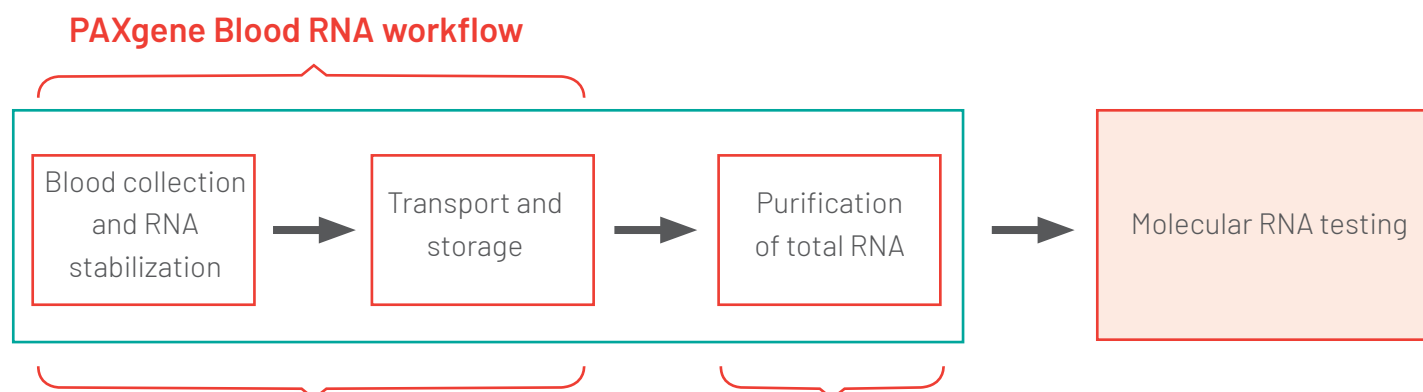
# An introduction to the PAXgene Blood RNA System (IVD)

## Key features and benefits of the PAXgene Blood RNA workflow

Detection and quantification of intracellular RNA transcripts.

- Challenge**
- RNA transcript levels change dramatically, often within minutes of blood collection, as a result of postphlebotomy gene induction, cell death or enzymatic RNA degradation. This can lead to artificial up or downregulation of gene expression levels that are not representative of the real RNA transcript profile in the body.
  - Lack of standardized methods for RNA collection and purification from blood increases variability in RNA quality and yield.
- Solution**
- Stabilize intracellular RNA at the point of blood collection.
  - Integrate and standardize the workflow from blood collection to pure RNA.

The PAXgene Blood RNA System is the first IVD-marketed\* product for the collection, storage and transportation of whole blood with stabilization of intracellular RNA in a closed tube and subsequent isolation and purification of intracellular RNA for RT-PCR used in molecular diagnostic testing. Performance characteristics for the PAXgene Blood RNA System have only been established with FOS and IL1B gene transcripts. The user is responsible for establishing appropriate PAXgene Blood RNA System performance characteristics for other target transcripts.



### PAXgene Blood RNA Tube:

- A single tube for blood collection, RNA stabilization, specimen transport and storage
- Prefilled with RNA stabilization reagent to provide RNA stabilization
- Blood cell lysis in tube simplifies RNA purification
- Consistent blood draw volume and

blood-to-additive ratio

### PAXgene Blood RNA Kit:

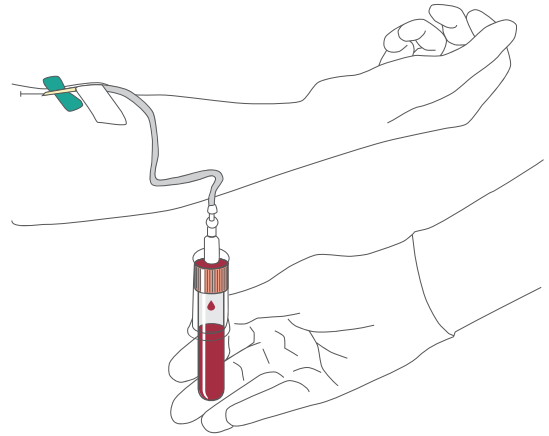
- Optimized for purification of cellular RNA from stabilized blood
- Generates quality RNA
- Efficient and easy-to-follow manual or automated protocols
- Multiple processing options available

\* Only when the PAXgene Blood RNA Tube (762165) is used in combination with the PAXgene Blood RNA Kit (762164 or 762174).

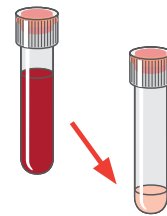
# The **PAXgene** Blood RNA Workflow



Collect blood according to instructions into a PAXgene Blood RNA Tube (containing 6.9 mL additive).



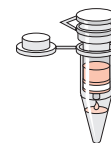
Transport and store the filled PAXgene Blood RNA Tube as described in the product circular. Incubate tubes for at least 2 hours at room temperature prior to processing.



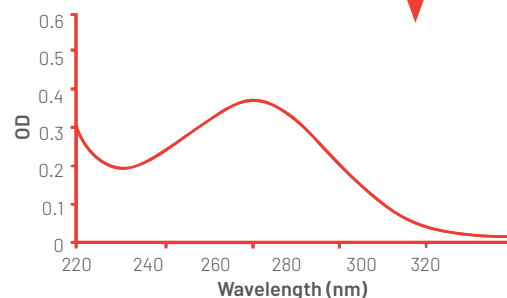
Follow instructions in the kit handbook to pellet and wash nucleic acids and transfer as instructed for processing. Follow the manual or automated protocol of your chosen PAXgene RNA or miRNA purification kit to obtain quality RNA.



Complete purification with a final elution and heat denaturation of RNA.



The PAXgene Blood RNA System results in quality RNA ready to be used in downstream applications.

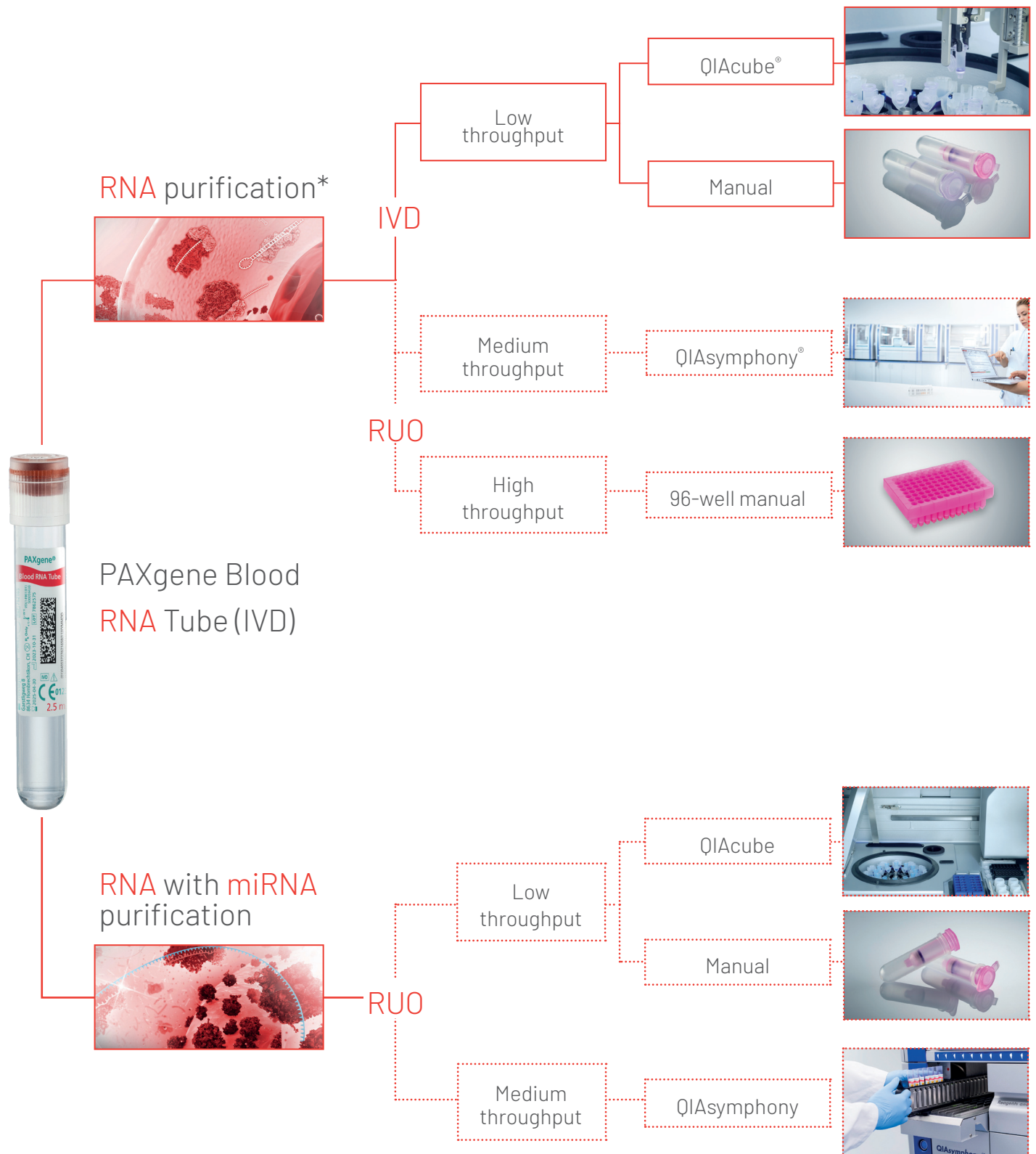


Watch the video: How to collect blood into PAXgene Blood RNA Tubes



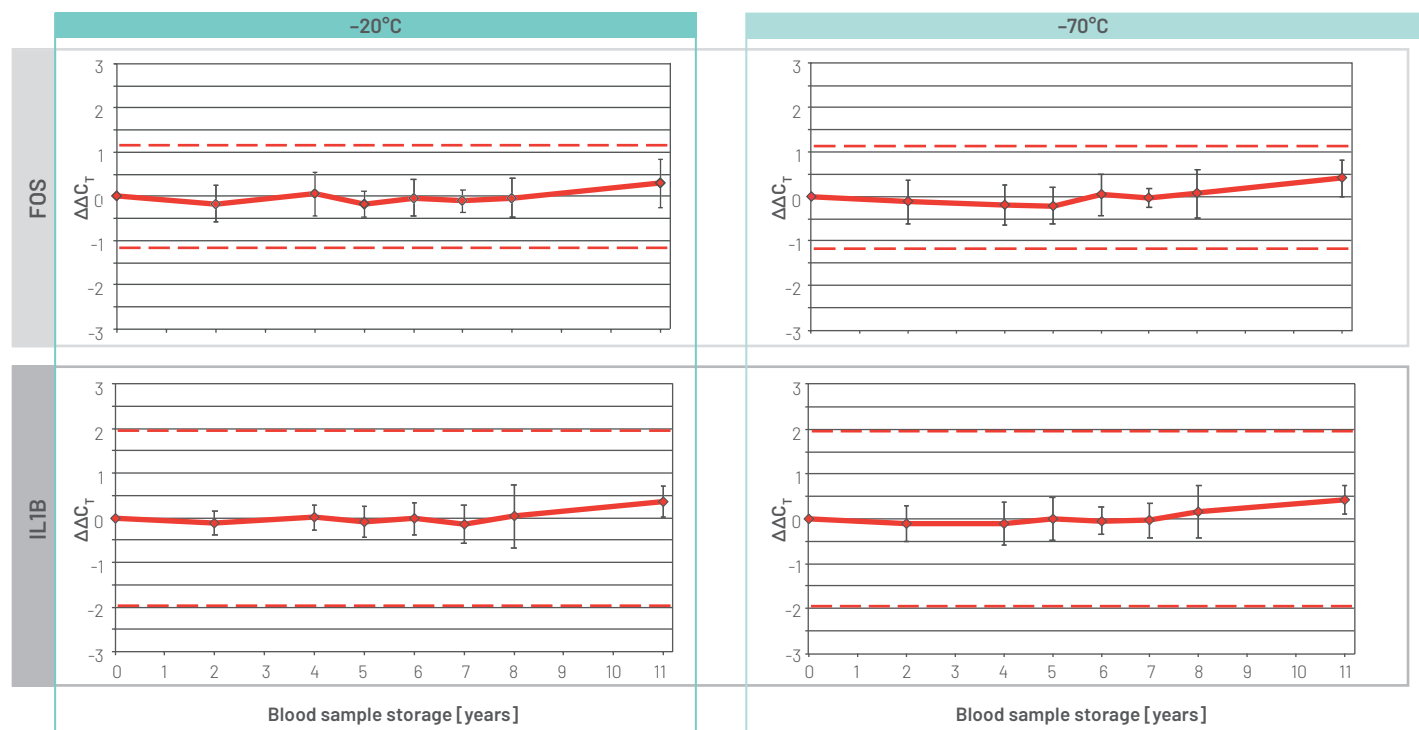
# Choose the right product for your needs:

## RNA and miRNA purification options



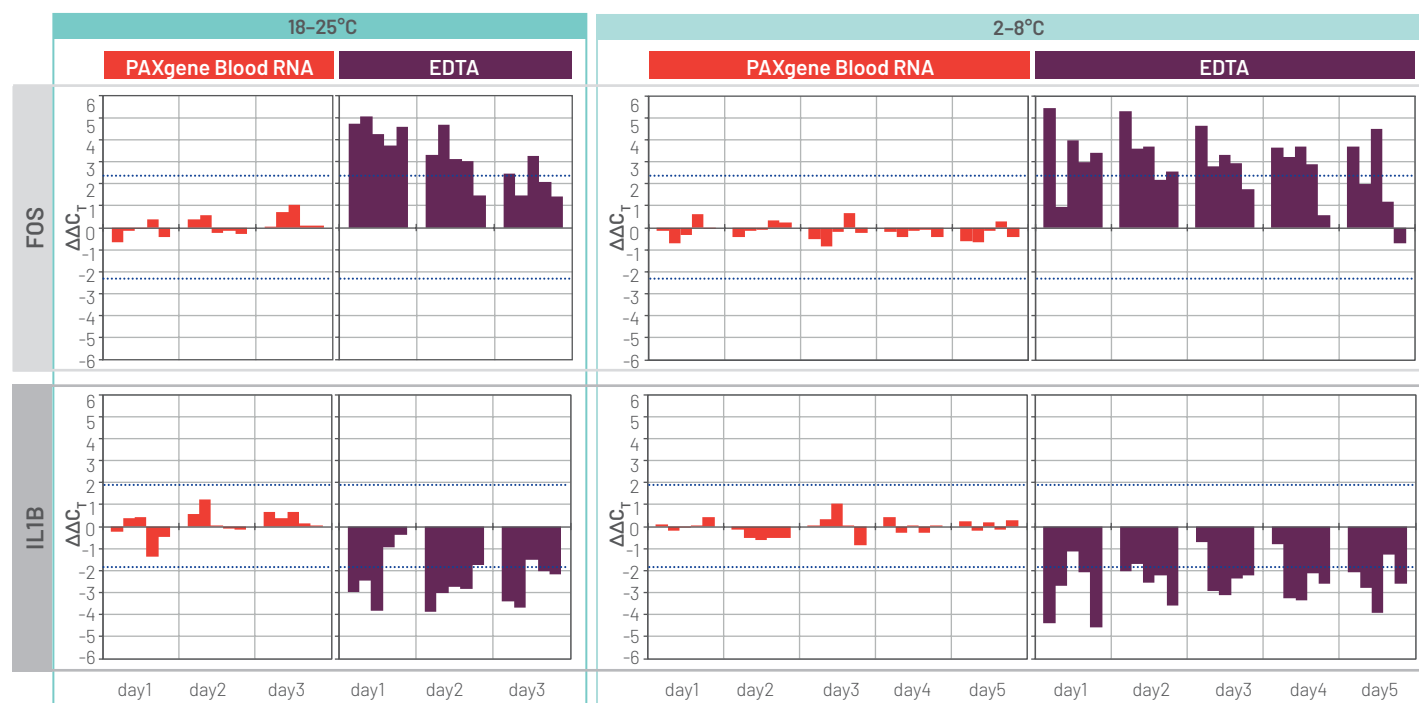
\* The PAXgene Blood RNA System is available for IVD use only when the PAXgene Blood RNA Tube (762165) is used in combination with the PAXgene Blood RNA Kit (762164 or 762174).

## RNA stability in blood samples stored at -20 and -70°C.



Blood was drawn into PAXgene Blood RNA Tubes from multiple donors and stored at -20°C or -70°C. Total RNA was purified manually with the PAXgene Blood RNA Kit. Relative transcript levels of FOS and IL1B were determined by real-time, duplex RT-PCR, using 18S rRNA as an internal standard. Plotted are the mean and standard deviation of all samples analyzed at a given time point. The dotted lines indicate the  $\pm 3x$  total precision of the assays (FOS: 1.16  $C_T$ ; IL1B: 1.98  $C_T$ ). Transcripts stayed stable over time at both temperatures.

## RNA stability in blood samples stored at room temperature (18–25°C) and refrigerated (2–8°C).



Blood was drawn into PAXgene Blood RNA Tubes from multiple donors and stored at 2–8°C or 18–25°C. Total RNA was purified manually with the PAXgene Blood RNA Kit. Relative transcript levels of FOS and IL1B were determined by real-time, duplex RT-PCR, using 18S rRNA as an internal standard. Data from all donors are represented as individual bars. The dotted lines indicate the  $\pm 3x$  total precision of the assays (FOS: 2.34  $C_T$ ; IL1B 1.93  $C_T$ ). Transcript levels remained stable over time at both temperatures in samples collected and processed with the PAXgene Blood RNA System, whereas unstabilized blood collected into EDTA tubes showed significant variability in transcript levels.



# RNA purification with the PAXgene Blood RNA System (IVD)\*

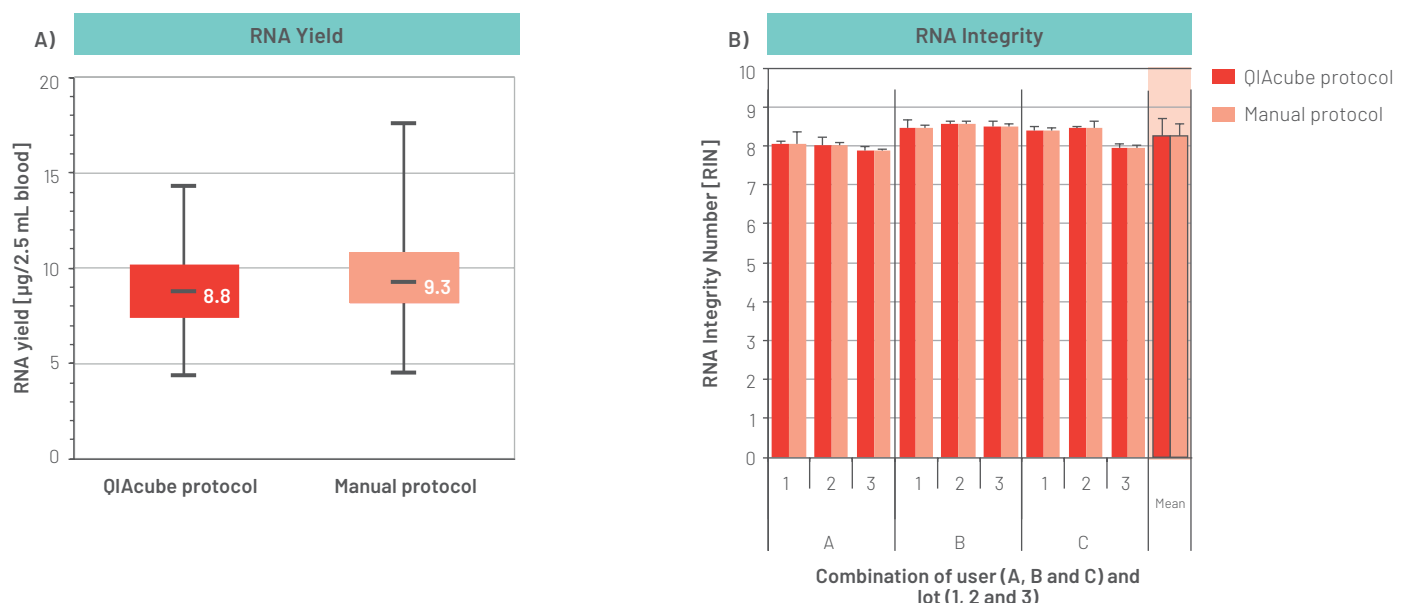
Consisting of the PAXgene Blood RNA Tube and PAXgene Blood RNA Kit (IVD)

- Ready-to-use, quality RNA ( $A_{260}/A_{280}$  ratio 1.8–2.2 for at least 95% of all samples)
- Consistent RNA yield ( $\geq 3 \mu\text{g}$  for >95% of samples)<sup>†</sup>
- Genomic DNA contamination of less than 1% in  $\geq 95\%$  of all samples
- Reproducible and reliable quantitative RT-PCR results

- No significant RT-PCR inhibition when using up to 30% of the eluate
- With automation:
  - Less user interaction and hands-on time
  - Minimizes the chance of manual errors resulting in a higher degree of standardization
  - Low user-to-user variability

## Protocol performance

- The same kit can be used for manual or automated RNA purification on the QIAcube instrument.
- As part of the system, both protocols are available for in vitro diagnostic (IVD) use.\*



Blood samples were collected in PAXgene Blood RNA Tubes (576 tubes in total) and processed both manually and automatically on multiple QIAcube instruments. To show reproducibility, multiple users (A, B and C) used multiple kit lots (1, 2 and 3) with both protocols. (A) RNA yield was analyzed by UV spectroscopy. Median, lower/upper quartile and min./max. RNA yields of all samples were calculated and are shown for both protocols ( $n = 288$  per protocol). (B) All RNA samples from one randomly chosen donor were selected for RNA integrity analysis. RIN values were calculated with the Agilent® Bioanalyzer Nanochip. The mean and standard deviation of RIN values from 36 samples per protocol were also calculated (supporting data only). There is no significant difference in performance between the QIAcube and the manual procedure.

\* The PAXgene Blood RNA System is available for IVD use only when the PAXgene Blood RNA Tube (762165) is used in combination with the PAXgene Blood RNA Kit (762164 or 762174).

<sup>†</sup> For healthy donors with white blood cell (WBC) count in the range of  $4.8\text{--}11.0 \times 10^6 \text{ WBC/mL}$ .

# RNA/miRNA purification options (RUO)\*

- Fully integrated system allows manual and automated processing
- Choose the kits that are tailored to your specific needs
- Optimized miRNA protocol for copurification of RNA/miRNA

## PAXgene Blood miRNA Kit (RUO)

- Manual or automated (on QIAcube) purification of total RNA including miRNA
- Low-throughput processing of 1-12 samples in parallel



## QIAcube PAXgene Blood RNA Kit (RUO)

- Fully automated RNA purification, including an optimized protocol for the effective copurification of miRNA
- Medium-throughput processing of 24-72 samples in parallel

## PAXgene 96 Blood RNA Kit (RUO)

- Manual RNA purification
- High-throughput processing of 96 samples in parallel



\* For Research Use Only. Not for use in diagnostic procedures.



Read about typical RNA yields from PAXgene Blood RNA Tubes processed with dedicated PAXgene Blood RNA Kits.



# PAXgene Blood RNA and miRNA product selection guide (RUO, IVD)

## Multiple processing options

Depending on your requirements, the PAXgene Blood RNA and miRNA Systems provide pure RNA and miRNA from both manual and automated protocols.

Analyte	Throughput	Protocol and instrument	Average time per run	Number of samples processed	Kit to use
RNA (>200 nt*)	Low	Manual	90 min for 12 samples	1–12	PAXgene Blood RNA Kit (IVD)
		Automated on QIAcube	151 min for 12 samples		
RNA/miRNA (all sizes, optimized for small RNA)	Medium	Automated on QIASymphony	2.5 h for 24 samples	24–72	QIASymphony PAXgene Blood RNA Kit (RUO)
RNA/miRNA (all sizes, optimized for small RNA)	Low	Manual	90 min for 12 samples	1–12	PAXgene Blood miRNA Kit (RUO)
		Automated on QIAcube	125 min for 12 samples		
RNA (>200 nt*)	High	Manual	3.5 h for 96 samples	96	PAXgene 96 Blood RNA Kit (RUO)

IVD = in vitro diagnostic; RUO = for Research Use Only, not for use in diagnostic procedures

\* nt = nucleotides



See the PreAnalytiX website [www.preanalytix.com](http://www.preanalytix.com) or contact QIAGEN technical services or your local QIAGEN distributor to discuss how to process your PAXgene Blood RNA Tubes.



