

# Multi-Analyte ELISArray Kits

## For analysis of multiple cytokines or chemokines

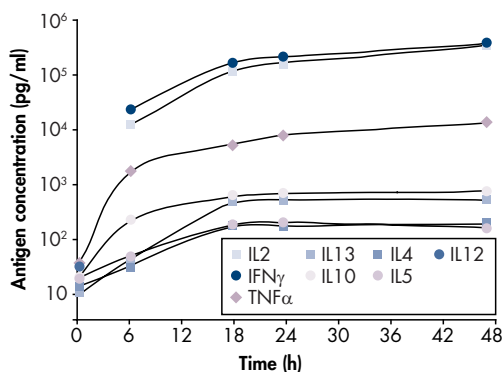
The cytokine and chemokine milieu during an immune response is complex, and analysis of 3 or 4 cytokines alone may not tell the whole story. Multi-Analyte ELISArray Kits rapidly screen for quantitative changes in up to 12 cytokines or chemokines that are important in specific immune settings. Combining a familiar ELISA protocol with pre-optimized assays using the most sensitive capture and detection antibody combinations available, Multi-Analyte ELISArray Kits enable researchers to measure expression of several cytokines at once from cell culture media, sera, or plasma samples.

### Multi-Analyte ELISArray Kits provide:

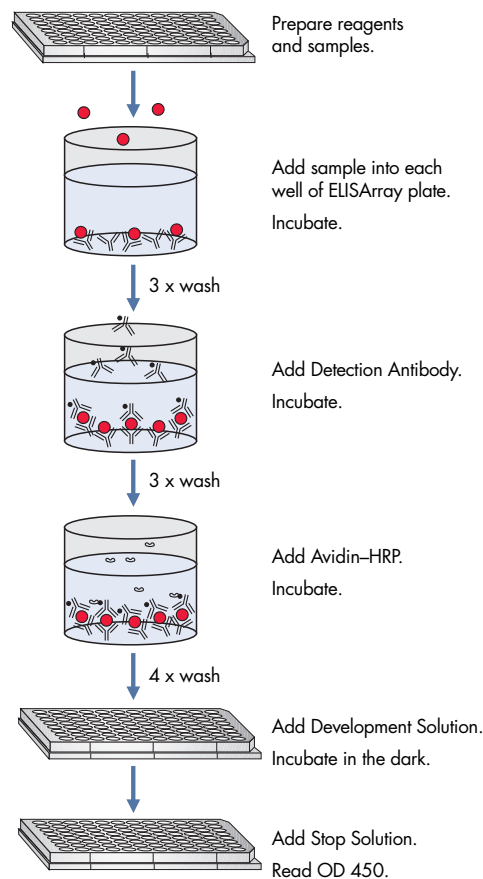
- Pathway-focused sets of 12 cytokines/chemokines, or custom arrays
- Antibody pairs selected for high sensitivity and low background
- A traditional ELISA protocol that can be completed in any laboratory

### Profile the cytokines most relevant to your research

Multi-Analyte ELISArray Kits are laboratory-optimized sets of antibody pairs organized into pathway-focused arrays based on relevancy to distinct immune responses. The Multi-Analyte ELISArray Kits yield relative fold change for multiple cytokines or chemokines at once, giving you an overall picture of the cytokine expression changes in your system. Single Analyte ELISA Kits use the same laboratory-verified reagents to determine cytokine concentration using a standard curve. Each Multi-Analyte ELISArray Kit is complete, providing twelve 8-well strips coated with target-specific capture antibodies, as well as detection antibodies, antigen standards, and colorimetric reagents for ELISA.

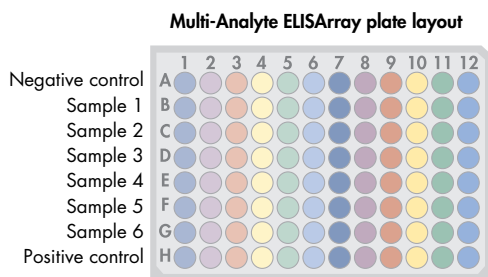


**Figure 1. Multi-Analyte ELISArray Kits profile cytokines produced by mitogen-stimulated peripheral blood monocytes.** Time-dependent patterns of Th1/Th2 cytokines were measured in response to PMA and ionomycin. Relative cytokine levels were profiled with the Human Th1/Th2/Th17 Cytokines Multi-Analyte ELISArray Kit. IL2, IFN $\gamma$ , and TNF $\alpha$  are induced throughout the timecourse, indicating a Th1 response.

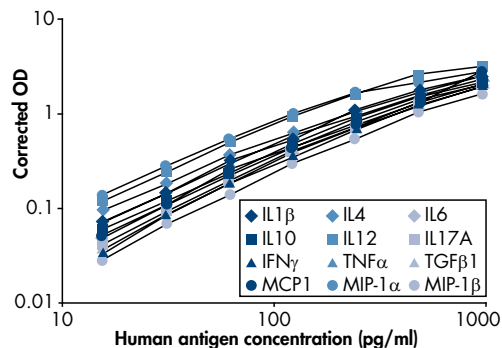


**Figure 2. Multi-Analyte ELISArray Kits follow a traditional ELISA protocol that can be completed in any laboratory with a microplate reader.**





**Figure 3. Multi-Analyte ELISArray layout.** Each Multi-Analyte ELISArray contains twelve 8-well strips (represented by colored columns) coated with a specific capture antibody for a cytokine or chemokine. Six samples can be analyzed at one time, in addition to controls.



**Figure 4. Pre-optimized Multi-Analyte ELISArray Kits yield similar standard curves for all 12 analytes, allowing parallel detection of cytokines or chemokines.** Antigen standard curves were generated using the Human Autoimmune Response Multi-Analyte ELISArray Kit. All standard curves have virtually identical slopes, indicating that all 12 assays provide similar linear responses and sensitivity under consistent, standardized development and incubation times.

**Table 1. Examples of Multi-Analyte ELISArray Kits\***

Inflammatory cytokines	Common cytokines	TLR-induced cytokines I: viral	TLR-induced cytokines II: microbial
Common chemokines	Autoimmune response	Th1/Th2/Th17	Custom

## Ordering Information

Product	Contents	Cat. no.
Multi-Analyte ELISArray Kits	1 plate (12 8-well strips), precoated with capture antibodies, and reagents	Varies*
Mix-N-Match ELISArray Kits	1 plate (12 8-well strips), precoated with capture antibodies, and reagents	Varies†
<b>Related Products</b>		
Single Analyte ELISA Kits	1 plate (12 8-well strips), precoated with capture antibodies, and reagents	Varies‡

\* For the full listing of Multi-Analyte ELISArray Kits, visit [www.sabiosciences.com/elisarray.php](http://www.sabiosciences.com/elisarray.php)

† For more information on these products, visit [www.sabiosciences.com/customelisa.php](http://www.sabiosciences.com/customelisa.php)

‡ For the full listing of Single Analyte ELISA Kits, visit [www.sabiosciences.com/singleelisa.php](http://www.sabiosciences.com/singleelisa.php)

For up-to-date licensing information and product-specific disclaimers, see the respective QIAGEN kit handbook or user manual. QIAGEN kit handbooks and user manuals are available at [www.qiagen.com](http://www.qiagen.com) or can be requested from QIAGEN Technical Services or your local distributor.

Visit [www.sabiosciences.com/ELISA.php](http://www.sabiosciences.com/ELISA.php) to learn more!

Trademarks: QIAGEN® (QIAGEN Group)  
1073053 07/2012 © 2012 QIAGEN, all rights reserved.

Australia = 1-800-243-800  
Austria = 0800-281011  
Belgium = 0800-79612  
Brazil = 0800-557779  
Canada = 800-572-9613  
China = 800-988-0325  
Denmark = 80-885945  
Finland = 0800-914416

France = 01-60-920-930  
Germany = 02103-29-12000  
Hong Kong = 800 933 965  
India = 1-800-102-4114  
Ireland = 1800 555 049  
Italy = 800-787980  
Japan = 03-6890-7300  
Korea (South) = 080-000-7145

Luxembourg = 8002 2076  
Mexico = 01-800-7742-436  
The Netherlands = 0800-0229592  
Norway = 800-18859  
Singapore = 1800-742-4368  
Spain = 91-630-7050  
Sweden = 020-790282  
Switzerland = 055-254-22-11

Taiwan = 0080-665-1947  
UK = 01293-422-911  
USA = 800-426-8157

[www.SABiosciences.com](http://www.SABiosciences.com)  
[www.qiagen.com](http://www.qiagen.com)

