



Advance  
your  
liquid biopsy  
research

# Discover the secrets of exosomes

exoRNeasy<sup>®</sup> – exosome analysis made easy  
exoEasy<sup>®</sup> – intact vesicles in just 25 minutes

Still performing time-consuming ultracentrifugation to isolate the contents of exosomes and other extracellular vesicles?

Discover an easier way – try the new exoRNeasy and exoEasy Kits:

- Enjoy spin-column simplicity with ultracentrifugation quality
- Isolate exosomes and other extracellular vesicles in 25 minutes
- Use high input volumes to get at low-abundance transcripts
- Efficiently isolate mRNA and miRNA from plasma or serum
- Benefit from specific enrichment for vesicle-bound miRNA

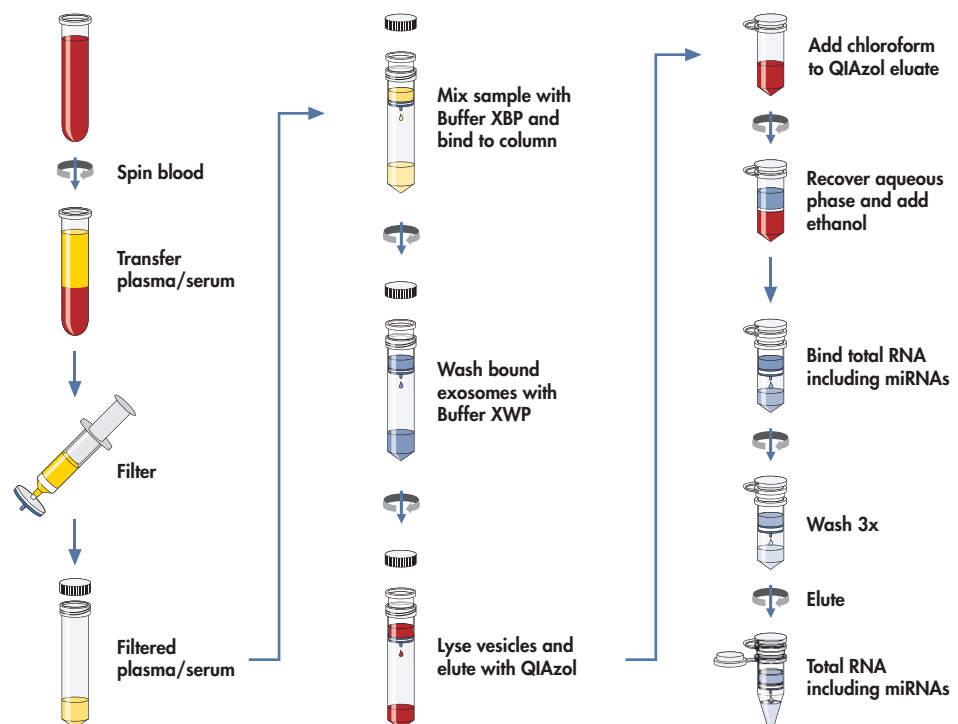


# What messages are hidden in microvesicles?

What are your cells saying to each other? The answers lie in exosomes and microvesicles that transport miRNA, mRNA and proteins. Exosome contents vary depending on the cell of origin. Exploring their functional relevance requires effective isolation and purification.

## exoRNeasy Kits – a novel, efficient workflow

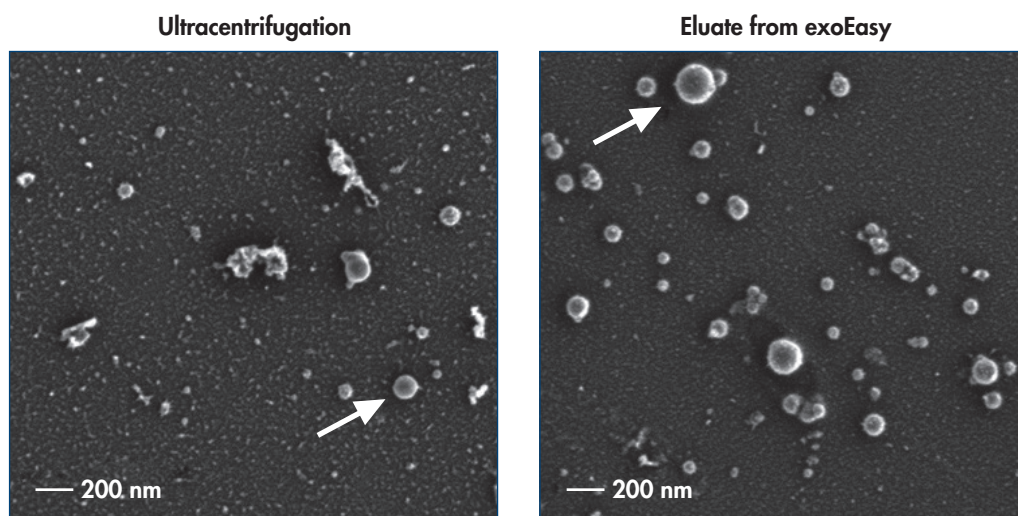
The exoRNeasy Serum/Plasma Maxi Kit uses membrane affinity spin columns to efficiently isolate RNA from exosomes and extracellular vesicles extracted from serum or plasma. Thanks to the maxi column format, you can use large sample volumes (up to 4 ml) to confidently detect low-abundance RNAs. The results are fast, robust and highly suited to sensitive downstream applications, unlike traditional ultracentrifugation methods.



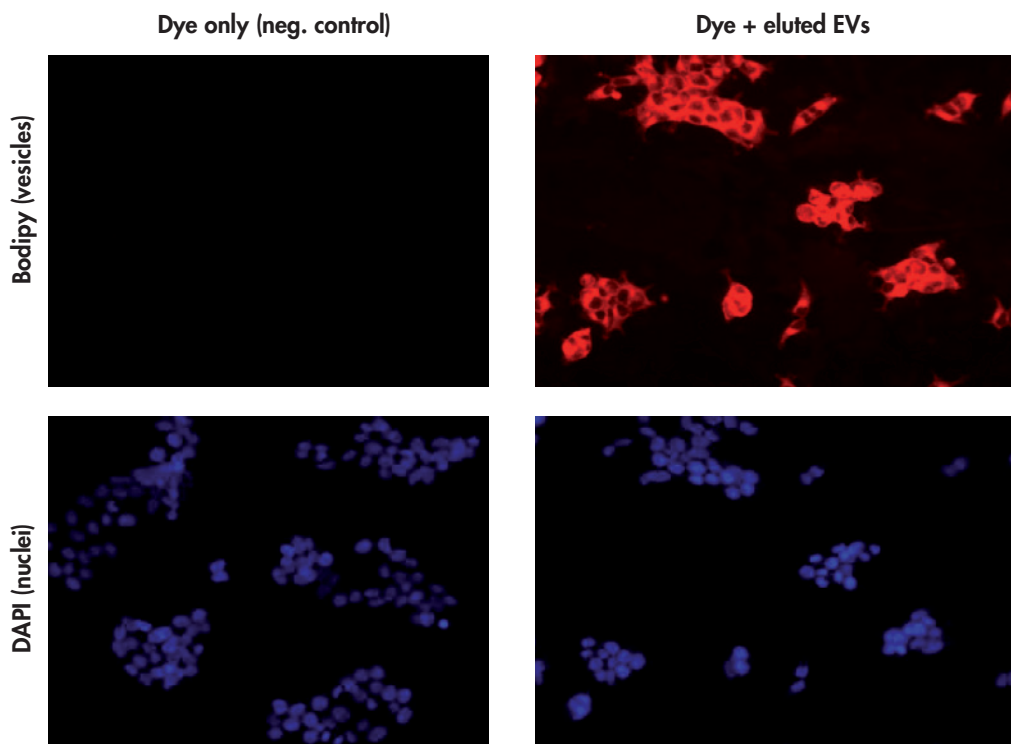
**Figure 1. The exoRNeasy Serum/Plasma Maxi Kit workflow.** Starting with filtered plasma, the exoRNeasy Serum/Plasma Maxi Kit provides microvesicle isolation in just 20 minutes. A subsequent 35-minute isolation procedure yields total RNA. Taking just one hour from sample to microvesicle RNA means you can spend less time getting the RNA, and more time deciphering what it means.

## exoEasy Maxi Kit – intact exosomes for liquid biopsies

The exoEasy Maxi Kit uses membrane affinity spin columns to efficiently isolate exosomes and other extracellular vesicles from serum, plasma, cell culture supernatants and other biological fluids. The maxi column format accepts large sample volumes – up to 4 ml plasma or serum or up to 32 ml cell culture supernatant. If you want a fast and robust procedure for extracellular vesicle isolation, look no further!



**Figure 2. Superior quality of isolates with exoEasy or exoRNeasy kits.** With ultracentrifugation, the quality of the isolate is inferior. There is less non-vesicular background material in the eluate from the exoEasy spin column.



**Figure 3. Extracellular vesicles isolated using the exoEasy kit are efficiently taken up by target cells.** HEK 293T cells were grown in vesicle-free DMEM for 66 h. Extracellular vesicles isolated using the exoEasykit were labeled with BODIPY TR Ceramide. After incubation, the cells were stained with DAPI to visualize the nuclei (bottom row) versus extracellular vesicles taken up by the cells (top row). Left column: negative control; right column: labeled extracellular vesicles.

## Ordering Information

Product	Contents	Cat. no.
exoRNeasy Serum/Plasma Maxi Kit (50)	For purification of total exosome-derived RNA from serum/plasma; includes 50 exoEasy columns and 50 RNeasy® spin columns.	77064
exoRNeasy Serum/Plasma Midi Kit (50)	For purification of total exosome-derived RNA from serum/plasma; includes 50 exoEasy Midi columns and 50 RNeasy MinElute spin columns	77044
exoRNeasy Serum/Plasma Starter Kit (20)	For purification of total exosome-derived RNA from serum/plasma; includes 20 exoEasy columns (10 Maxi, 10 Midi) and 20 RNeasy MinElute spin columns	77023
exoEasy Maxi Kit (20)	For 20 vesicle preps: 20 exoEasy Maxi Spin Columns, Collection Tubes (50 ml), Reagents and Buffers	76064

For up-to-date licensing information and product-specific disclaimers, see the respective QIAGEN kit handbook or user manual. QIAGEN kit handbooks and user manuals are available at [www.qiagen.com](http://www.qiagen.com) or can be requested from QIAGEN Technical Services or your local distributor.

For more information, please visit [www.qiagen.com/exosome](http://www.qiagen.com/exosome)

Trademarks: QIAGEN®, Sample to Insight®, exoEasy®, exoRNeasy® (QIAGEN Group). Registered names, trademarks, etc. used in this document, even when not specifically marked as such, are not to be considered unprotected by law.

© 2015 QIAGEN, all rights reserved.