




QIAxpert® calibration instructions

This Technical Information summarizes the calibration of the QIAxpert instrument touchscreen sensitivity, pump system, motor positioning, and wavelength accuracy. This calibration should be performed prior to first use or after transportation. QIAGEN recommends re-calibrating the pump system, motor positioning, and wavelength accuracy of the QIAxpert instrument annually. Instructions for these re-calibrations are also included.

Prior to calibrating the QIAxpert instrument, carefully read and follow the installation procedure described in Section 4 of the *QIAxpert User Manual* (available as a PDF file on the enclosed CD). Pay particular attention to the safety information in the *QIAxpert User Manual*.

Required Materials

- QIAxpert Software, version 2.0.0 or above
- The following calibration tools:

	Name of tool	Description
	QIAxpert Slide-40	A clean, standard sample measurement slide for the pump calibration
	Positioning Calibration Slide	Dedicated purple slide with a row of holes for positioning calibration
	Wavelength Calibration Slide	Dedicated metallic slide with two optical filters for wavelength accuracy calibration IMPORTANT: handle slide carefully to avoid touching the optical filters. Use lint-free optical paper for cleaning and store in the original box for protection.

Calibration procedure at first start-up

1. When starting the QIAxpert instrument for the first time, a calibration wizard initiates automatically and guides you through the calibration procedure. ▶



2. Carefully follow instructions for a total of 4 calibrations:

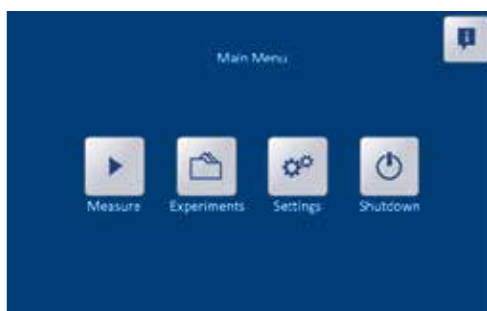
- Touchscreen sensitivity calibration
- Pump system calibration
- Motor positioning calibration
- Wavelength accuracy calibration

3. Upon successful completion of the calibration, the QIAxpert is ready for sample measurement.

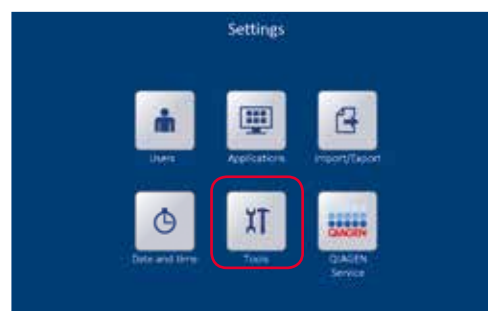
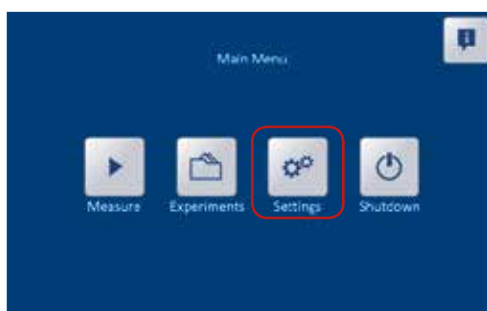
If the calibration fails, reinitiate the calibration by following instructions for the annual re-calibration (below) or contact QIAGEN technical service.

Procedure for annual re-calibration

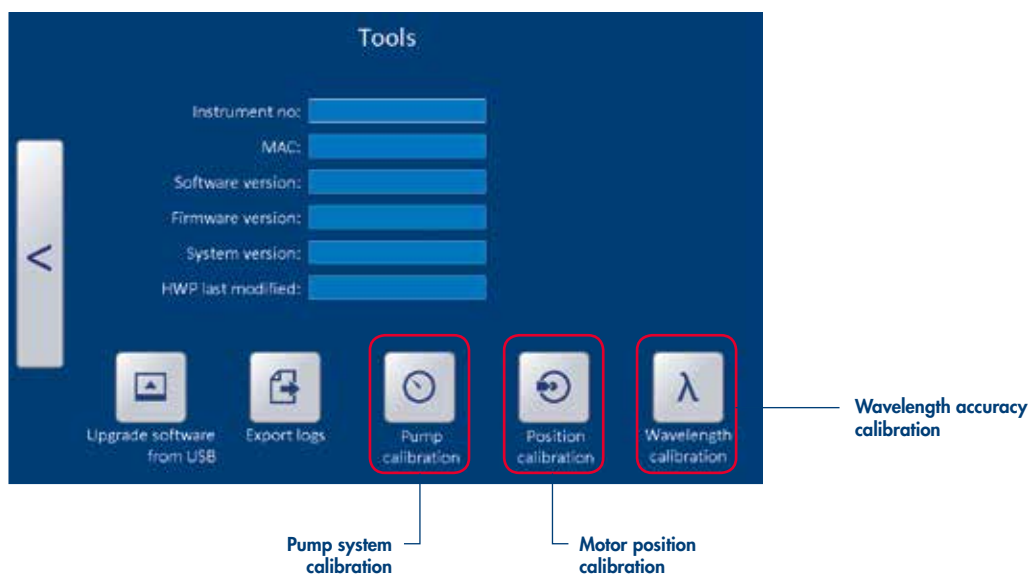
1. Start the QIAxpert instrument and wait for the **Main Menu** screen to appear.



2. Select **Settings** and then **Tools**.



3. Calibrations for the pump system, the motor positioning, and the wavelength accuracy can be initiated by clicking the respective icon.



4. Perform each calibration. Carefully follow the instructions given on the screen for each.

5. Upon successful completion of all three calibrations, the QIAXpert is ready for sample measurement.

Note: if any calibration fails, reinitiate the calibration or contact QIAGEN technical service.

Touchscreen sensitivity re-calibration

The touchscreen sensitivity calibration is performed only when starting the instrument for the first time and re-calibration is normally not required. However, a re-calibration is possible. During instrument startup, the QIAGEN logo appears on the screen. A **Touchscreen** icon is visible for a few seconds in the bottom right corner. The touchscreen sensitivity calibration can be initiated by turning off the QIAXpert instrument during these seconds and then restarting.

For up-to-date licensing information and product-specific disclaimers, see the respective QIAGEN kit handbook or user manual. QIAGEN kit handbooks and user manuals are available at www.qiagen.com or can be requested from QIAGEN Technical Services or your local distributor.

**For further support with technical difficulties please contact QIAGEN Technical Service:
www.qiagen.com**

Trademarks: QIAGEN®, QIAxper® (QIAGEN Group).
1081214 03/2014 © 2014 QIAGEN, all rights reserved.

www.qiagen.com

Australia = 1-800-243-800
Austria = 0800-281011
Belgium = 0800-79612
Brazil = 0800-557779
Canada = 800-572-9613
China = 800-988-0325
Denmark = 80-885945

Finland = 0800-914416
France = 01-60-920-930
Germany = 02103-29-12000
Hong Kong = 800 933 965
India = 1-800-102-4114
Ireland = 1800 555 049
Italy = 800-787980

Japan = 03-6890-7300
Korea (South) = 080-000-7145
Luxembourg = 8002 2076
Malaysia = 603-7981-5510
Mexico = 01-800-7742-436
The Netherlands = 0800-0229592
Norway = 800-18859

Singapore = 1800-742-4368
Spain = 91-630-7050
Sweden = 020-790282
Switzerland = 055-254-22-11
Taiwan = 0800-665-957
UK = 0808-234-3665
USA = 800-426-8157

